

Scaled data based on original data using
LM-79-2019 Approved Method: Electrical and Photometric Measurements of Solid-
State Lighting Products

Test Report Prepared for
Cooper Lighting Solutions

Brand: STREETWORKS

Report Number: P386407

Luminaire Tested: GAW-SA2A-750-U-5NQ

Issue Date: 3/3/2020

Test Information

Test Method: LM-79-2019
Report Number: P386407
TEST IS SCALED FROM IESNA LM-79-08 TEST DATA (G2-1903-205-5)
Test Lab: INNOVATION CENTER
Issue Date: 3/3/2020
Manufacturer: COOPER LIGHTING SOLUTIONS
Product Line: STREETWORKS
Catalog Number: GAW-SA2A-750-U-5NQ
Description: GALLEON WALL LUMINAIRE
(2) 70 CRI, 5000K, 615mA LIGHTSQUARES WITH 16 LEDS EACH AND TYPE V NARROW OPTICS
Light Source: -
Ballast/Driver: ELECTRONIC DRIVER

Summary

Lumens per Lamp: N/A
Luminaire Lumens: 10032 lumens
Efficiency: N/A
Efficacy: 152.0 lumens/watt
Luminous Opening: Rectangular (W 1' x L: 0.5' x H: 0')
IES Classification: Type V - Short
BUG Rating: B3 - U0 - G1

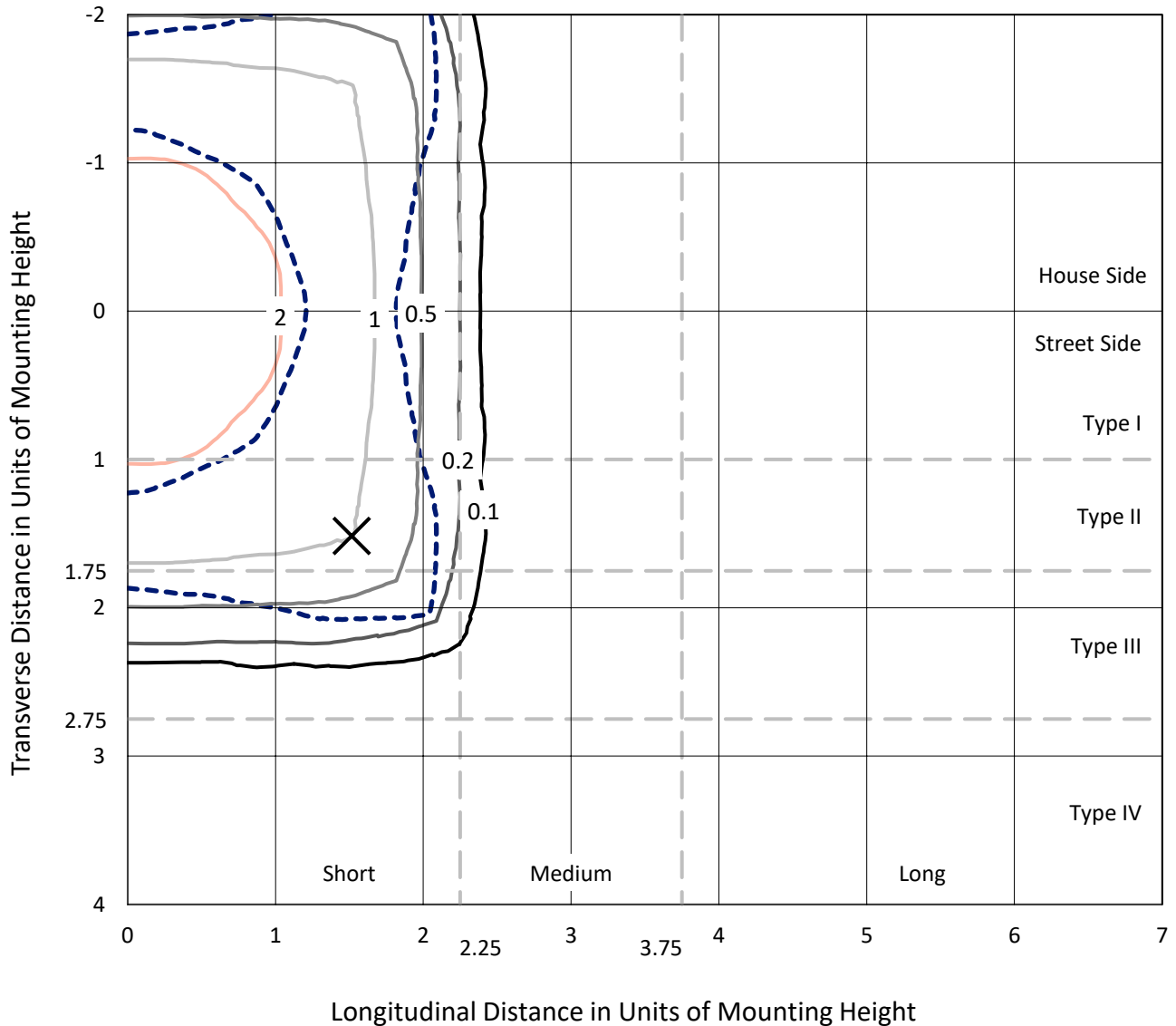
Input Watts (W): 66
Input Voltage (V): NR
Input Current (Ain): NR
Voltage Rise (V): NR
Power Factor: NR
Total Harmonic Distortion (THDi): NR
Frequency (hertz): 60
Stabilization Time: NR
Operation Time: NR
Ambient Temperature (°C): NR
Test Distance: 28.75 FT



REPORT NUMBER: P386407
 CATALOG NUMBER: GAW-SA2A-750-U-5NQ

Iso-Footcandle Lines of Horizontal Illumination

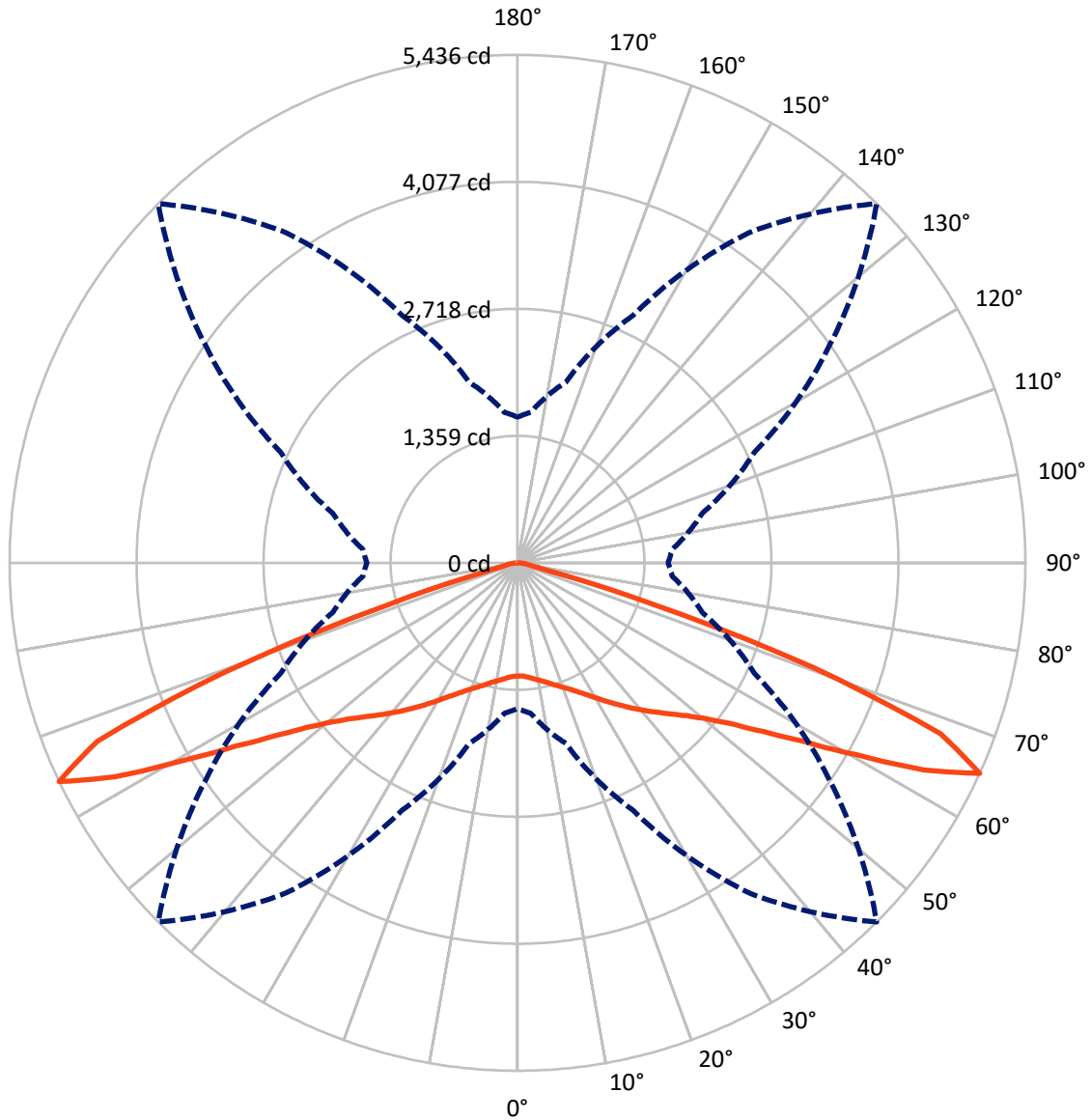
✕ Max cd
 - - - 1/2 Max cd



Based on 20 foot mounting height. Maximum calculated value = 3 fc
 Type V - Short - N/A

REPORT NUMBER: P386407
CATALOG NUMBER: GAW-SA2A-750-U-5NQ

Luminous Intensity Polar Plot



— Vertical Plane Through 45-Deg Lateral - - - Horizontal Cone Through 65-Deg Vertical

REPORT NUMBER: P386407
 CATALOG NUMBER: GAW-SA2A-750-U-5NQ

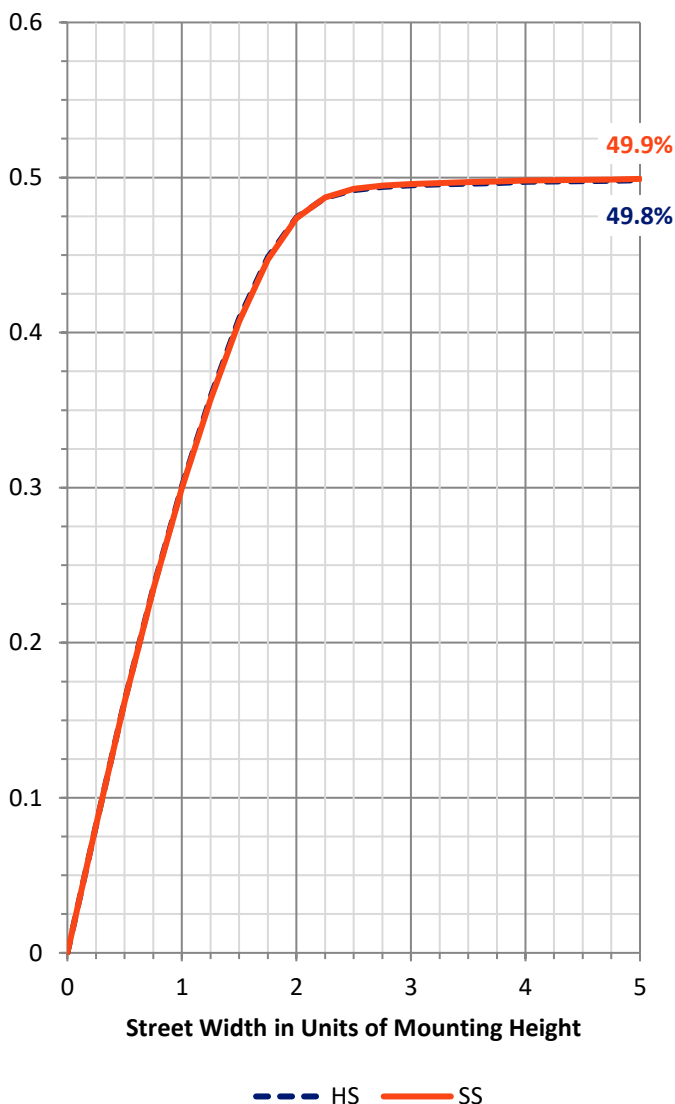
FLUX DISTRIBUTION:

		Downward	Upward	Total
House Side	Lumens	5016.0	0.0	5016.0
	% Fixture	50.0	0.0	50.0
Street Side	Lumens	5016.0	0.0	5016.0
	% Fixture	50.0	0.0	50.0
Total	Lumens	10032.0	0.0	10032.0
	% Fixture	100.0	0.0	100.0

ZONAL LUMENS:

Zone	Lumens	% Fixture
0°-10°	118.9	1.2
10°-20°	382.1	3.8
20°-30°	716.8	7.1
30°-40°	1185.5	11.8
40°-50°	1836.1	18.3
50°-60°	2816.1	28.1
60°-70°	2627.8	26.2
70°-80°	305.8	3.0
80°-90°	43.0	0.4
90°-100°	0.0	0.0
100°-110°	0.0	0.0
110°-120°	0.0	0.0
120°-130°	0.0	0.0
130°-140°	0.0	0.0
140°-150°	0.0	0.0
150°-160°	0.0	0.0
160°-170°	0.0	0.0
170°-180°	0.0	0.0
0°-90°	10032.0	100.0
0°-180°	10032.0	100.0

Coefficient of Utilization

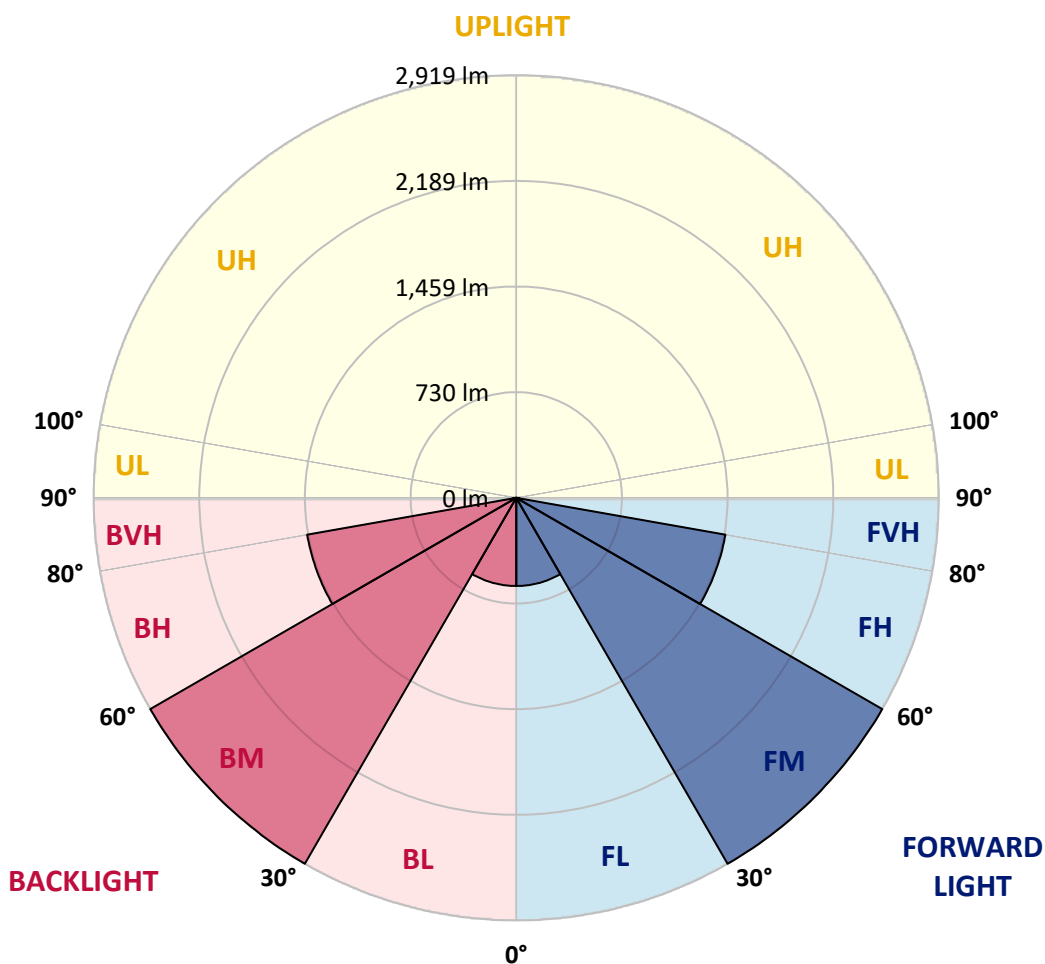


REPORT NUMBER: P386407
 CATALOG NUMBER: GAW-SA2A-750-U-5NQ

LUMINAIRE CLASSIFICATION SYSTEM LUMEN TABLE AND BUG RATING:

Zone	Lumens	% Fixture	Zone Rating/Lumen Limit		
			B	U	G
FL (0°-30°)	608.9	6.1			
FM (30°-60°)	2918.9	29.1			
FH (60°-80°)	1466.8	14.6			G1/1800
FVH (80°-90°)	21.5	0.2			G1/100
BL (0°-30°)	608.9	6.1	B2/1000		
BM (30°-60°)	2918.9	29.1	B3/5000		
BH (60°-80°)	1466.8	14.6	B3/2500		G1/1800
BVH (80°-90°)	21.5	0.2			G1/100
UL (90°-100°)	0.0	0.0		U0/0	
UH (100°-180°)	0.0	0.0		U0/0	

BUG Rating: B3-U0-G1
 Type V Short





REPORT NUMBER: P386407
 CATALOG NUMBER: GAW-SA2A-750-U-5NQ

CANDELA DISTRIBUTION (FULL):

	0°	5°	15°	25°	35°	45°	55°	65°	75°	85°	90°
0°	1211.5	1211.5	1211.5	1211.5	1211.5	1211.5	1211.5	1211.5	1211.5	1211.5	1211.5
2.5°	1215.5	1214.8	1215.5	1215.8	1213.8	1214.8	1214.5	1216.2	1216.8	1216.2	1216.2
5°	1229.5	1228.5	1229.8	1231.5	1228.8	1229.5	1228.5	1230.5	1231.1	1229.8	1230.8
7.5°	1248.8	1249.1	1250.5	1253.5	1251.8	1253.1	1251.1	1251.5	1251.1	1249.1	1249.5
10°	1269.8	1270.1	1272.4	1276.4	1277.1	1277.1	1275.8	1274.8	1273.4	1272.1	1272.4
12.5°	1295.1	1296.7	1298.4	1303.4	1303.4	1306.1	1305.4	1302.7	1300.4	1298.4	1298.4
15°	1329.4	1329.0	1331.0	1336.0	1338.4	1342.7	1342.7	1339.0	1336.0	1334.0	1333.4
17.5°	1365.3	1366.3	1367.7	1373.7	1377.3	1382.3	1383.0	1380.0	1378.0	1375.3	1373.7
20°	1407.3	1409.0	1414.3	1416.6	1420.0	1424.6	1426.3	1425.6	1423.6	1422.3	1422.6
22.5°	1456.3	1460.6	1463.9	1467.2	1471.2	1474.6	1476.2	1478.6	1476.6	1475.6	1474.9
25°	1515.5	1518.5	1525.2	1531.2	1533.8	1534.8	1536.8	1540.2	1539.8	1537.5	1537.5
27.5°	1582.8	1588.5	1596.8	1605.4	1605.4	1602.1	1608.8	1614.4	1612.4	1609.4	1605.4
30°	1664.4	1669.7	1679.4	1691.4	1685.4	1683.0	1692.0	1702.3	1699.4	1694.4	1693.7
32.5°	1752.3	1757.3	1769.9	1782.9	1775.3	1771.9	1781.6	1796.6	1791.3	1781.3	1775.3
35°	1847.5	1852.5	1870.5	1886.2	1873.2	1867.5	1875.5	1891.8	1882.5	1863.9	1859.2
37.5°	1951.1	1953.8	1977.1	1993.1	1984.1	1969.1	1979.1	1991.1	1983.1	1960.4	1951.4
40°	2058.7	2068.3	2095.3	2113.9	2098.3	2074.7	2091.3	2108.0	2096.0	2067.0	2051.7
42.5°	2184.2	2191.5	2227.5	2244.2	2218.8	2185.5	2208.2	2230.8	2218.8	2190.9	2177.6
45°	2314.8	2326.1	2369.0	2385.7	2349.1	2306.8	2334.4	2374.0	2373.0	2332.7	2318.7
47.5°	2456.9	2468.3	2519.6	2541.5	2501.9	2445.3	2484.3	2540.2	2536.2	2491.9	2480.6
50°	2621.1	2633.1	2697.0	2724.7	2687.7	2621.8	2680.4	2729.7	2722.4	2667.7	2668.7
52.5°	2827.3	2826.6	2906.2	2954.1	2916.2	2857.9	2911.8	2959.8	2929.5	2853.9	2851.6
55°	3007.7	3018.7	3117.3	3208.2	3205.9	3183.6	3205.2	3207.2	3120.6	3020.1	3007.7
57.5°	3126.3	3147.3	3286.1	3450.7	3573.9	3603.5	3561.5	3434.3	3231.5	3070.7	3051.0
60°	3053.4	3085.3	3303.5	3638.8	4001.8	4175.9	3939.2	3544.6	3145.3	2921.2	2894.5
62.5°	2561.2	2615.1	2934.5	3547.9	4370.1	4879.3	4212.9	3367.7	2802.3	2493.6	2448.0
65°	1559.8	1616.8	2001.7	2920.2	4310.5	5436.1	4088.0	2795.3	2045.3	1661.4	1612.1
67.5°	519.8	536.5	763.3	1614.1	3387.7	4884.3	3393.4	1673.4	890.1	590.1	572.8
70°	203.5	205.1	242.1	467.9	1599.8	3354.7	1765.3	476.2	253.1	200.1	204.5
72.5°	149.5	150.2	160.5	195.5	416.9	1477.9	431.9	196.5	156.2	140.2	140.2
75°	120.2	120.2	127.5	142.5	186.8	339.0	189.5	140.9	122.2	111.9	110.6
77.5°	94.9	96.9	102.6	112.2	126.5	163.2	131.2	111.6	98.6	88.9	86.9
80°	70.6	72.6	81.9	86.6	90.9	113.2	96.9	87.2	77.9	66.6	64.6
82.5°	46.3	48.3	59.9	62.6	61.6	73.9	65.3	64.3	57.3	43.0	41.0
85°	30.3	31.0	40.0	41.6	38.3	33.6	41.6	44.0	40.0	28.0	27.0
87.5°	14.3	14.3	20.3	19.0	17.3	14.0	19.0	22.3	22.6	13.7	13.3
90°	0.0	0.0	0.0	0.0	0.0	0.0	0.0	0.0	0.0	0.0	0.0

(END OF REPORT)